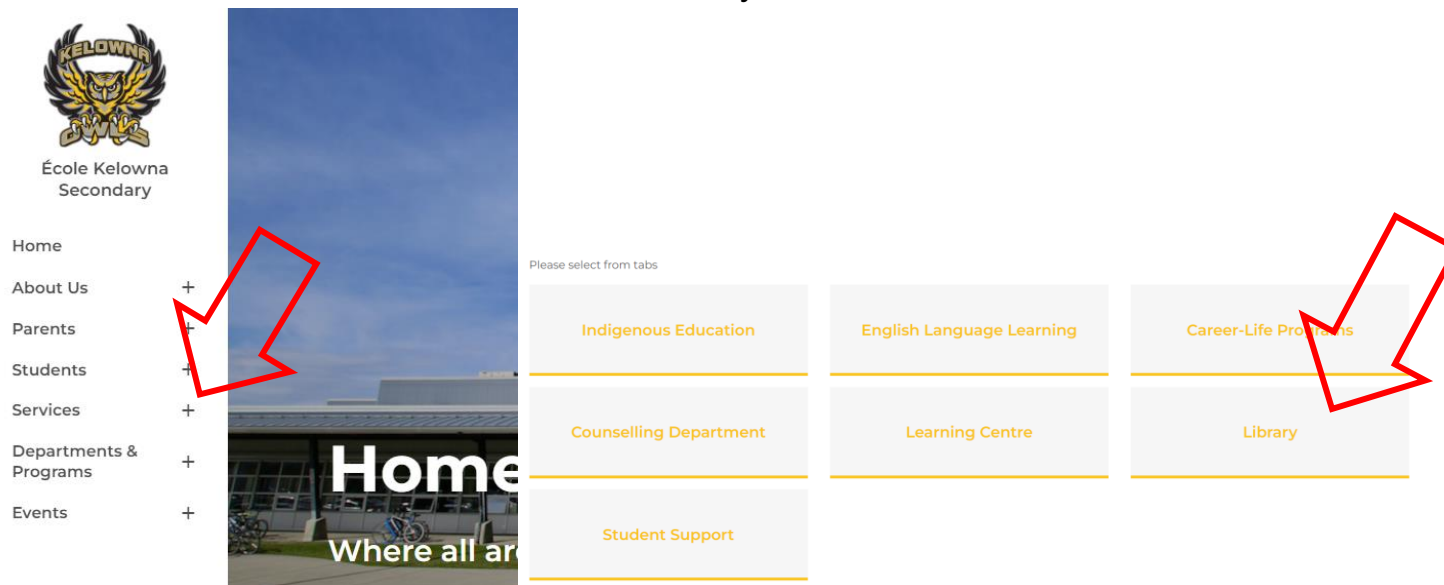
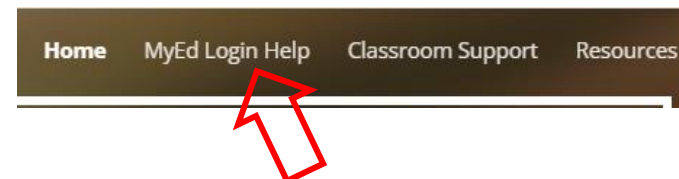


Having Trouble Logging in to MyEd?

- Go to the KSS Homepage
- Click on “Services” → Then click “Library”



- On the Library website, click on “MyEd Login Help”



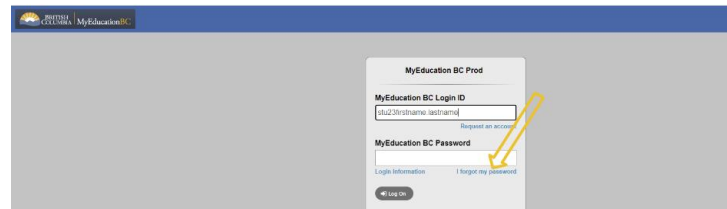
1. Click on the direct link provided on the KSS Library Website to access the MyEd Portal.

2. **Login ID:** stu23firstname.lastname **Password:** you created when you first logged in.

*If you have never logged in: enter your login exactly as shown (**stu23firstname.lastname**), followed by the password exactly as it is in the email you received (copy and paste). You will then be prompted to change your password at the next step.*

Forgot your password?

- Click on "I forgot my password."
- A temporary password will be emailed to your School District Outlook email address (firstname.lastname@sd23.bc.ca). This can be accessed through the Dashboard.
- Creating a new password: Your password needs to include at least one capital letter, a lowercase letter, a number, and a symbol. It CANNOT include your name or birthday.

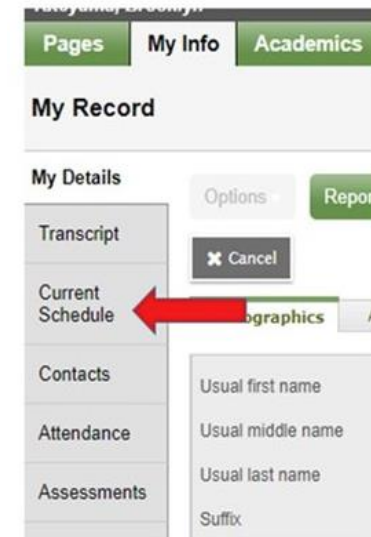


If you are unsuccessful with logging in too many times, your account will be disabled and you will need to contact the main office to have your password reset. Please email:

KelownaSecondary.School@sd23.bc.ca. Your password will be set during school hours.

3. Student Schedule

- Login to your MyEd Portal
- Click on "My Info (top left corner)
- Select "Current Schedule"



4. Report Card

- Under "**Published Reports**" you will find your uploaded Report Card. Click on the .pdf file to open the report.

